

SERIES WMH | MULTI-JET HOT WATER METER

FEATURES/BENEFITS

- High temperature threshold of 190°F (88°C) ideal for high temperature applications
- Multi-jet design allows for simplicity and accuracy with wide flow ranges, even in low flow applications
- Magnetically driven, hermetically sealed register does not leak or fog and is completely separated from the water
- Designed for long service life and maintenance-free operation
- Integral strainer that protects meter from particulate damage
- Easy installation with included coupling adapters
- Pulsed output proportional to flow allows for remote flow totalization

APPLICATIONS

- HVAC applications
- Measuring total condenser water flow in residential, commercial and industrial applications
- Remote hot water monitoring

DESCRIPTION

The **SERIES WMH** High Temperature Multi-Jet Water Meters are a series of mechanical, water totalizing meters that display the total water usage in Gallons with m³ options. They are available in a range of body sizes and include NPT or BSPT optional couplings. The high temperature resistant brass body is compatible in applications with high temperature water.






SPECIFICATIONS

Service	Water.
Wetted Materials	Body: Brass; Couplings: Brass; Measuring Chamber: Brass
Flow Range	See model chart.
Accuracy	WMH-A-X-XX: Transitional Flow: $\pm 3\%$; Nominal Flow: $\pm 1.5\%$.
Temperature Limit	190°F (88°C).
Pressure Limit	150 psi (10 bar).
Pressure Drop	See service manual.
Totalizing Display Maximum	See model chart.
Output Signal	Pulse output with frequency proportional to flow rate.
Pulse Options	0.1 gal, 1 gal, 10 gal, 100 gal per pulse (1 L, 10 L, 100 L, 1000 per pulse) See model chart.*
Electrical Rating	0.01A @ 24VAC/DC.
Electrical Connections	Color-coded lead wires, 4.5 (1.5m) long.
Mounting Orientation	Horizontal with register facing up.
Weight	See dimension chart.

MODEL CHART

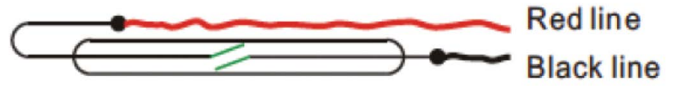
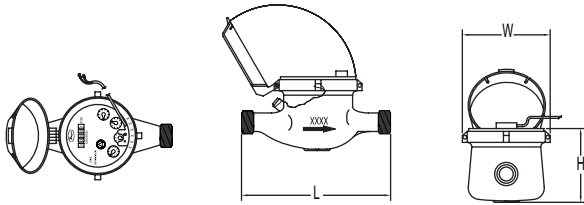
Model	Size	Coupling Size	GPM (Gallons Per Minute)			Display Max (Gallons)	Pulse Rate (Gal/Pulse)
			Max Flow	Nominal Flow Range	Transitional Flow		
WMH-A-C-01	5/8" x 1/2"	1/2" NPT	20	1 to 20	0.25	9,999,999.99	0.1
WMH-A-C-02	5/8" x 3/4"	3/4" NPT	20	1 to 20	0.25	9,999,999.99	0.1
WMH-A-C-03	3/4" SL	3/4" NPT	30	2 to 30	0.5	9,999,999.99	0.1
WMH-A-C-04	3/4"	3/4" NPT	30	2 to 30	0.5	9,999,999.99	0.1
WMH-A-C-05	3/4 x 1"	1" NPT	30	2 to 30	0.5	9,999,999.99	0.1
WMH-A-C-06	1"	1" NPT	50	3 to 50	0.75	9,999,999.99	0.1
WMH-A-C-01-1	5/8" x 1/2"	1/2" NPT	20	1 to 20	0.25	9,999,999.99	1
WMH-A-C-02-1	5/8" x 3/4"	3/4" NPT	20	1 to 20	0.25	9,999,999.99	1
WMH-A-C-03-1	3/4" SL	3/4" NPT	30	2 to 30	0.5	9,999,999.99	1
WMH-A-C-04-1	3/4"	3/4" NPT	30	2 to 30	0.5	9,999,999.99	1
WMH-A-C-05-1	3/4 x 1"	1" NPT	30	2 to 30	0.5	9,999,999.99	1
WMH-A-C-06-1	1"	1" NPT	50	3 to 50	0.75	9,999,999.99	1
WMH-A-C-07-1	1-1/2"	1-1/2" NPT	100	5 to 100	1.5	9,999,999.9	1
WMH-A-C-08-1	2"	2" NPT	160	8 to 160	2	9,999,999.9	1
WMH-A-C-01-10	5/8 x 1/2"	1/2" NPT	20	1 to 20	0.25	9,999,999.99	10
WMH-A-C-02-10	5/8 x 3/4"	3/4" NPT	20	1 to 20	0.25	9,999,999.99	10
WMH-A-C-03-10	3/4" SL	3/4" NPT	30	2 to 30	0.5	9,999,999.99	10
WMH-A-C-04-10	3/4"	3/4" NPT	30	2 to 30	0.5	9,999,999.99	10
WMH-A-C-05-10	3/4 x 1"	1" NPT	30	2 to 30	0.5	9,999,999.99	10
WMH-A-C-06-10	1"	1" NPT	50	3 to 50	0.75	9,999,999.99	10
WMH-A-C-07-10	1-1/2"	1-1/2" NPT	100	5 to 100	1.5	9,999,999.9	10
WMH-A-C-08-10	2"	2" NPT	160	8 to 160	2	9,999,999.9	10





DIMENSIONS

WIRING DIAGRAM



DIMENSION CHART					
Size in (mm)	Spud NPSM (BSPP)	Length 'L' in (mm)	Width 'W' in (mm)	Height 'H' in (mm)	Weight lb (kg)
5/8 x 1/2 (15)	3/4" (3/4")	6-1/2(165)	3-45/64 (94)	4-15/64(107.5)	3.75(1.7)
5/8 x 3/4	1" (1")	7-1/2(190)	3-45/64(94)	4-15/64(107.5)	3.97(1.8)
3/4 (20)	1" (1")	7-1/2(190)	3-45/64(94)	4-15/64(107.5)	4.9(2.2)
1 (25)	1-1/4" (1-1/4")	10-1/4(260)	3-55/64(98)	4-5/8(117.5)	6.4(2.9)
1-1/4 (32)	1-1/2" (1-1/2")	10-1/4 (260)	3-55/64(98)	4-5/8(117.5)	8.2(3.7)
1-1/2 (40)	2" (2")	11-13/16 (300)	4-51/64(122)	5-9/16(141.5)	13.52 (6.17)
2 (50)	2-1/2" (2-1/2")	11-13/16 (300)	5-45/64(145)	6-31/32(177)	18.74 (8.5)

HOW TO ORDER

Use the **bold** characters from the chart below to construct a product code.

	WMH	-A	-C	-XX	-X	
MODEL						PULSE RATE
WMH - Multi-Jet Hot Watermeter						(BLANK) - 0.1 gal output -1 - 1 gal output -10 - 10 gal output -100 - 100 gal output
UNIT OF MEASUREMENT						SIZE
-A - Gallons -B - m ³ /h						-01 - 5/8" x 1/2" -02 - 5/8" x 3/4" -03 - 3/4" SL -04 - 3/4" -05 - 3/4" x 1" -06 - 1" -07 - 1-1/2" -08 - 2" -09 - 15 mm -10 - 20 mm -11 - 25mm -12 - 32 mm -13 - 40 mm -14 - 50 mm
STANDARD WATER						



