

M16 versafast® Cordset Extension Part Number Key

Note:
Part Number Keys are to assist in IDENTIFICATION ONLY. Consult Factory for catalog items not identified.

Diagram showing the part number key structure: B S M | B K M | 12 - 999 - * /S..

M16 versafast®

Gender
K = Female Connector
S = Male Connector

Configuration
M = Straight
WM = Right Angle

Material
(Blank) = Nickel Plated Brass
K = Nylon
V = 316 Stainless Steel

Insertion Point of Extension Cable 2nd Prefix*
* Male Connector listed 1st, Female Connector 2nd
Example: BSM BKM 12-001-1

Number of Pins
5
6
7
8
12
14
19

Varieties
(Blank) = PVC Jacket
/S90 = PUR Jacket
/S101 = TPE Jacket

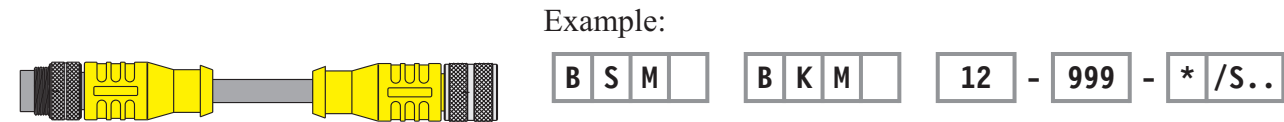
Length in Meters

Color Code

12-Wire
001 = BN, BU, WH, GN, YE, GY, PK, RD, BK, OG, TN, VT /PUR jacket
967 = (same color code as 001) / PVC Jacket
999 = (same color code as 001) / TPE Jacket

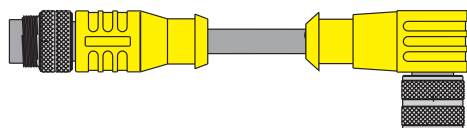
14-Wire
000 = 14-Wire; BN, RD/BU, BK, PK, GN, BU, OG, GY/BN, VT, WH, RD, GY, YE, TN / TPE Jacket
002 = (same color code as 000) / PUR Jacket
755 = 12-Wire; OG, BK, GN, GY, BN, TN, VT, RD, WH, YE, PK, BU / PVC Jacket
836 = 10-Wire; GY, GN, BK, BN, PK, YE, WH, RD, VT, BU / PVC Jacket
917 = RD/BU, GY, GN, BK, GY/PK, BN, PK, YE, WH, RD, VT, BU / PVC Jacket
954 = (same color code as 836) / TPE Jacket
998 = (same color code as 000) / PVC Jacket

19-Wire
995 = 19-Wire; BN, GY/PK, RD/BU, WH/GN, BK, BN/GN, PK, WH/YE, GN, YE/BN, BU, OG, GY/BN, VT, WH, RD, GY, YE, TN / PVC Jacket
996 = (same color code as 995) / PUR Jacket
997 = (same color code as 995) / TPE Jacket

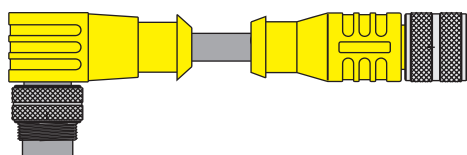


M16 versafast® Cordset Extension Part Number Key

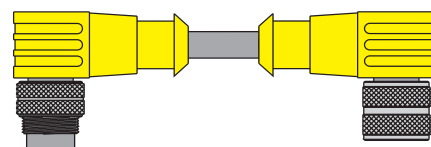
Other Extension Examples:



B	S	M		B	K	W	M	12	-	999	-	*	/S..
---	---	---	--	---	---	---	---	----	---	-----	---	---	------



B	S	W	M	B	K	M		12	-	999	-	*	/S..
---	---	---	---	---	---	---	--	----	---	-----	---	---	------



B	S	W	M	B	K	W	M	12	-	999	-	*	/S..
---	---	---	---	---	---	---	---	----	---	-----	---	---	------