

Regulators - Pressure Reducing

D44151937X012

Specifications

For other materials or modifications, please consult TESCO.

OPERATING PARAMETERS

Pressure rating per criteria of ANSI/ASME B31.3

Maximum Inlet Pressure

6000 psig / 414 bar

Outlet Pressure Ranges

Spring Loaded: 0-200, 0-400 psig / 0-14, 0-28 bar

Air/Dome Loaded: 0-600 psig / 0-41 bar

Design Proof Pressure

150% maximum pressure

Leakage

Bubble-tight

Ambient Operating Temperature

-15°F to 165°F / -26°C to 74°C

Flow Capacity

$C_v = 0.3$

Maximum Operating Torque

25 in-lbs / 2.8 N•m



MEDIA CONTACT MATERIALS

Body

316 Stainless Steel or Brass

40 Micron Filter

Bronze

Main Valve Seat

Polyimide (Vespel® SP21)

Vent Valve Seat

Polyimide (Vespel® SP21)

O-Ring

Nitrile, Buna-N, FKM (Viton®-A), FFKM, Perfluoroelastomer (Kalrez®), E.P.

Back-up Rings

PTFE

Remaining Parts

300 Series Stainless Steel, Brass, Nickel Alloy (Monel®)

OTHER

Cleaning

CGA 4.1 and ASTM G93

Weight

4.75 lbs / 2.2 kg

Teflon®, Viton®, Vespel®, and Kalrez® are registered trademarks of E.I. du Pont de Nemours and Company.

TESCOM 44-1500 Series high flow/low pressure regulator controls outlet pressures up to 600 psig / 41 bar. Large area piston provides accurate pressure control and cycle life superior to diaphragm sensed regulators when applied to heavy duty cycling. Features a segregated/captured vent for hydraulic or pneumatic media and is available in two outlet spring ranges. Optional dome or air loaded versions for remote operation or for use with the TESCO ER5000 Electropneumatic Controller for automation.

Applications

- Hydraulic testing
- Pneumatic testing

Features and Benefits

- For gaseous and liquid media
- “Segregated and Captured” vent design is standard
- Balanced valve design ensures stable downstream pressure
- 6000 psig / 414 bar maximum inlet
- Low droop
- Large sensor for accurate pressure control
- High flow, low outlet pressures
- Compatible with TESCO ER5000 Electropneumatic Controller

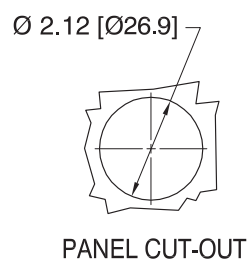
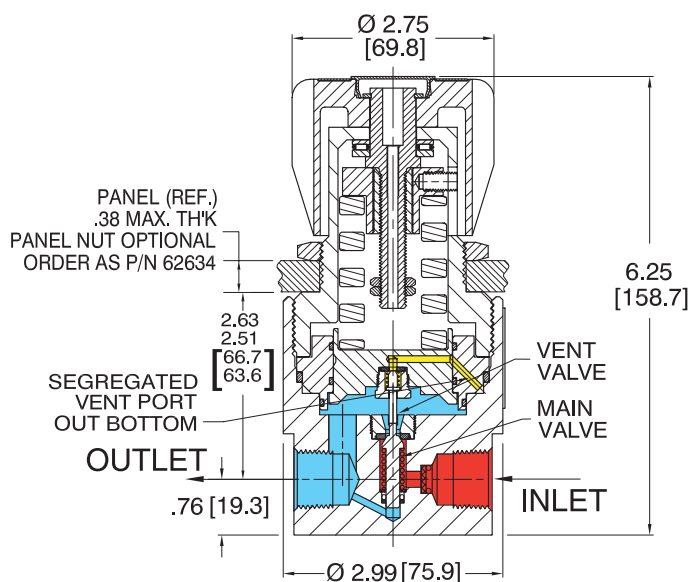
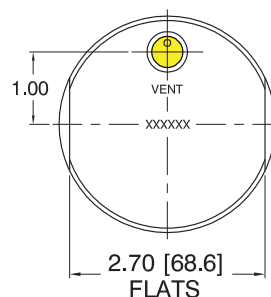
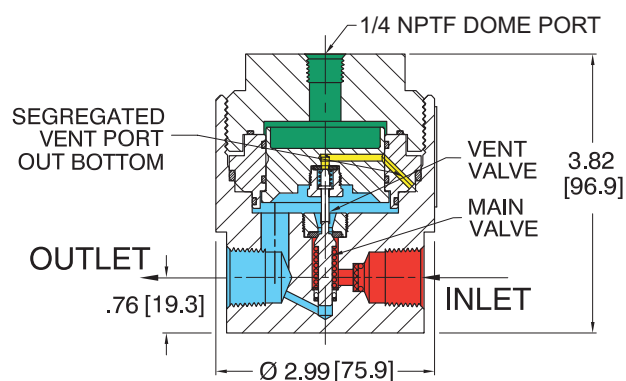
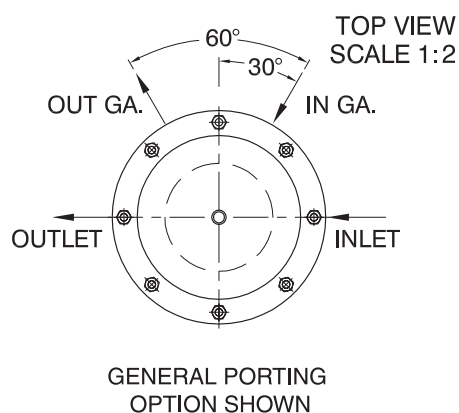
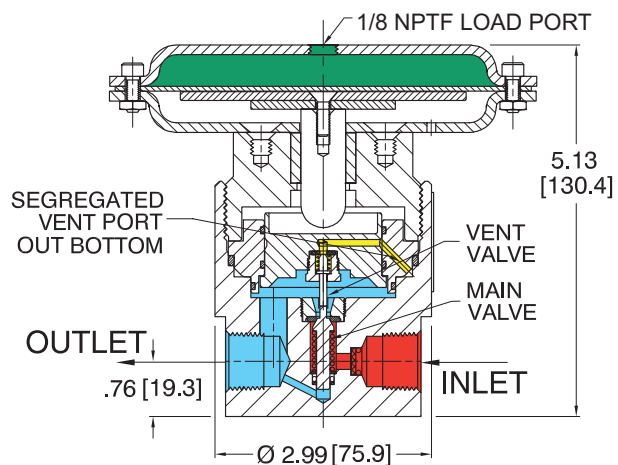
NOTE:

When choosing a regulator and control pressure, decaying inlet characteristic must be considered when the supply pressure is expected to change. The decaying inlet characteristic of a pressure reducing regulator is commonly known as the increase in control pressure due to the decrease in supply pressure. It is important to make sure this effect does not cause the control pressure to exceed the pressure rating of the unit's outlet or that of the downstream system.

For more information on decaying inlet, please refer to the Technical Information section of the product catalog and/or contact the TESCO customer support further assistance.

44-1500 SERIES

44-1500 Series Regulator Drawings



All dimensions are reference & nominal
Metric [millimeter] equivalents are in brackets

44-1500 Series Regulator Flow Charts

For more information on how to read flow curves, please refer to the Flow Curves and Calculations document (debul2007x012) in the TESCOM catalog or on www.tescom.com.

