


Temperature

Temperature Switch Accessories


Thermowells, Split Nut, Union Connector, Capillaries

Standard Local Mount



Example:
ML1H-H201S

Standard Local Mount



Example:
ML1H-H201S-WS

NOTE:

Barksdale standard models cannot be field converted to add a Barksdale thermowell. To order a standard temperature switch with thermowell, add -WS to the model number.

Example: ML1H-H201S-WS

To order replacement temperature switch for thermowell models, less thermowell, add -Z18 to model number.

Example: ML1H-H201S-WS-Z18

Thermowells for High Pressure and Harsh Environments

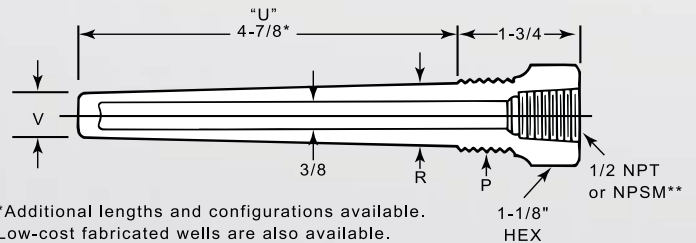


All electromechanical temperature switches may be used with a thermowell when pressures exceed 300 psi, if high velocities are present and with corrosive or abrasive medias. Thermowells also allow removal of the temperature switch or sensor without loss of contained media.

When using a thermowell with a local mount temperature switch, two set screws are provided to secure the switch in the well allowing 360° rotation for easier electrical connection and readability.

The use of a thermowell may increase response time to temperature change. By using heat transfer material, the increase can be kept to a minimum.

Thermowells for Remote Bulb and Capillary Models Only



*Additional lengths and configurations available. Low-cost fabricated wells are also available.

**NPSM Internal Thread will accept both NPT and NPS male threads.


Part Number	Material	P Process Connection NPT	R	V
208129-B	Brass	1/2	.688	.625
208130-B	Brass	3/4	.875	.750
208129-C	316SS	1/2	.688	.625
208130-C	316SS	3/4	.875	.750

Temperature Switch Accessories

Thermowells, Split Nut, Union Connector, Capillaries

Split Nut

Used to hold sensor bulb in standard thermowell.

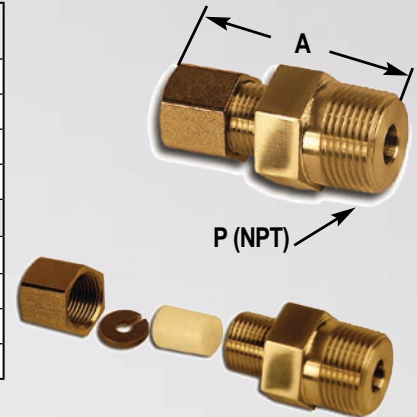


Union Connector

Used to hold sensor bulb in extra length thermowell. Seals the process connection where no thermowell is used.

Note: Union contains compression discs and will seal to 300 psi.

Part Number	Material	P NPT	A
40816-B	Brass	1/2	2-1/4
40817-B	Brass	3/4	2-1/2
40816-C	316SS	1/2	2-1/4
40817-C	316SS	3/4	2-1/2
T9692X Models			
40822-B	Brass	1/2	2-1/2
40823-B	Brass	3/4	2-1/2
40822-C	316SS	1/2	2-1/2
40823-C	316SS	3/4	2-1/2



"Thermowell" Pressure-Temperature and Velocity Limitations Maximum Fluid Velocity Feet Per Second

Material	Insertion Length-"U"							
	2-1/2"	4-1/2"	7-1/2"	10-1/2"	13-1/2"	16-1/2"	19-1/2"	22-1/2"
Brass	321 (150)	129 (83.5)	46.8	23.6	14.5	9.6	6.9	5.1
Carbon Steel	410 (270)	249 (150)	90.3	45.6	27.8	18.5	13.2	9.8
A.I.S.I. 304 & 316	483 (350)	272 (208)	97.3	49.7	30.4	20.3	14.5	10.7
Monel	396 (300)	214 (167)	77.5	39.2	23.8	16.0	10.3	7.7

The values in parentheses (00) represent safe values for water flow. Unbracketed values are for steam, air, gas and similar low density fluids.

Pressure-Temperature Rating Lbs. Per Square Inch

Material	Temperature - °F				
	70°	200°	400°	600°	800°
Brass	5000	4200	1000	*	*
Carbon Steel	5200	5000	4800	4600	3500
A.I.S.I. 304	7000	7000	5600	5400	5200
A.I.S.I. 316	7000	7000	6400	6200	6100
Monel	6500	6000	5400	5300	5200

*Stainless Steel Recommended.

Capillary Variations

Description	Suffix	Examples without Manual Reset	Examples with Manual Reset (-RD)
Copper Units with 302 SS Armor	A (added to any standard catalog)	T1X-H150-A	MT1H-G150-A-RD
Stainless Steel Units With 302 SS Armor		T2H-H601S-12-A	T2H-H601S-12-A-RD
Extra Length Capillaries (over 12" in length)	Available as Special. Consult Factory for part number, price and delivery.		

